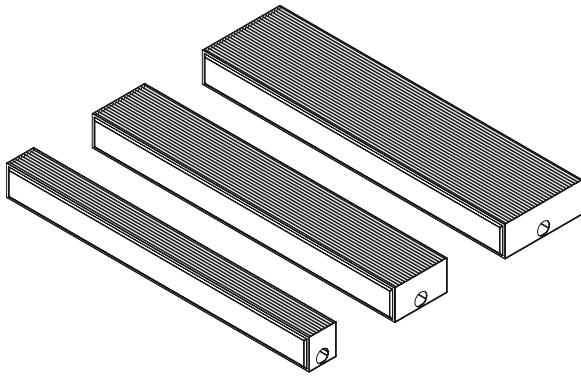
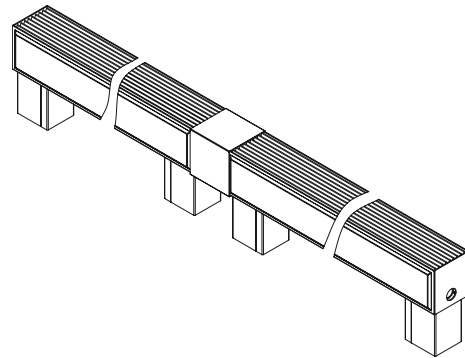


P100 - types 100, 184 and 268



P100, 3 depths


P100 - modular




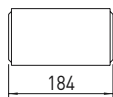
P100 modular is a number of P100 units connected in series. For use when the total length of P100 is calculated/designed to be larger than 2510 mm. All types of P100 can be used.

P100 - types 100, 184 and 268

Height and length



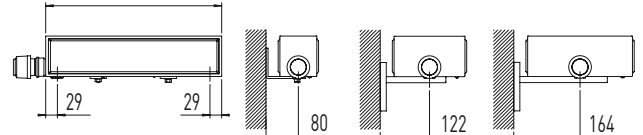
P100/100, profile P100/184, profile P100/268, profile



P100 - with built-in valve

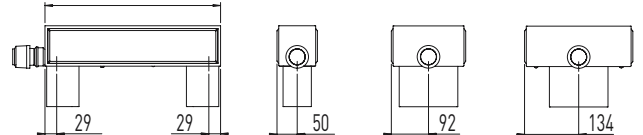
Example of wall mounted P100/100, 184 and 268 with built-in valve format 3, front view

L = 710 - 2510 mm / in increments of 100 mm



Example of floor mounted P100/100, 184 and 268 with built-in valve format 3, front view

L = 710 - 2510 mm / in increments of 100 mm





Length	710-2510 mm, in increments of 100 mm
Height	100 mm
Depth	100, 184 and 268 mm
Tappings	1/2" standard

Mounting	Floor or wall mounted Air vent is included
Colour	Powder coated in white RAL 9010 Top grille: Natural anodised aluminium Finned-tube heat exchanger: Black coated

Options:
Radiator: Coated in other standard RAL and BS colours
Top grille: Same colour as casing

Options - Dummy section to conceal pipework




Output

P100 Model	Output		Water content litres/ metre	Weight kg/ metre
	W/ metre 75°/65°/20°	W/ metre 90°/70°/20°		
P100/100	360	465	0.61	6.09
P100/184	703	911	1.17	8.88
P100/268	1067	1389	1.83	11.07

Tapping designation

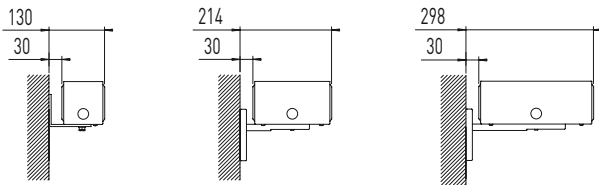
Tapping designation, front view



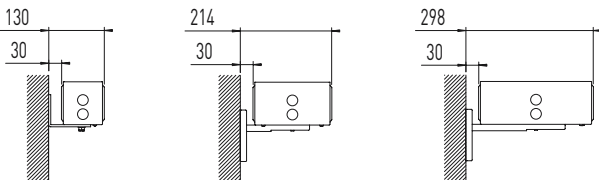
Tappings E and F are placed centrally in the bottom of all P100 models

Build-in dimensions - wall mounted

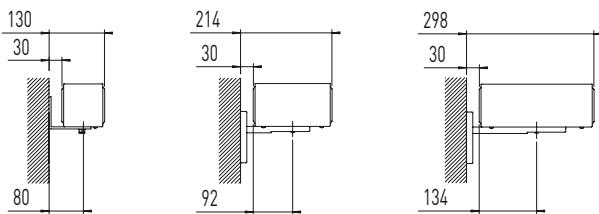
P100/100, 184 and 268. Tappings B-D/D-B



P100/100, 184 and 268. Tappings B-B/D-D

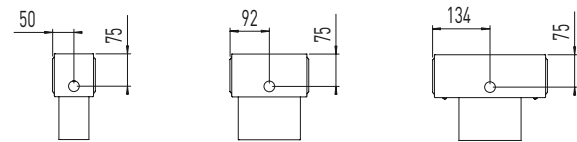


P100/100, 184 and 268. Tappings E-F/F-E

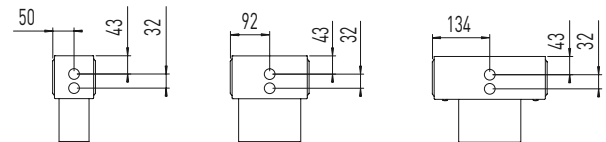


Build-in dimensions - floor mounted

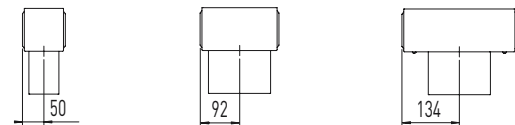
P100/100, 184 and 268. Tappings B-D/D-B



P100/100, 184 and 268. Tappings B-B/D-D

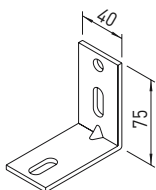


P100/100, 184 and 268. Tappings E-F/F-E

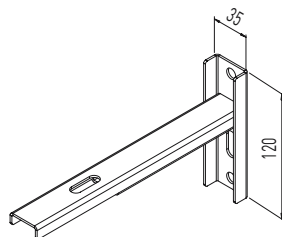


Accessories - wall mounted

Bracket BPH for P100/100



Bracket BPH for P100/184



Bracket BPH for P100/268 has the same back plate as for P100/184

Accessories - floor mounted

FDC feet

